

Scaled data based on original data using  
LM-79-2019 Approved Method: Electrical and Photometric Measurements of Solid-  
State Lighting Products

Test Report Prepared for  
Cooper Lighting Solutions

Brand: STREETWORKS

Report Number: P385735

Luminaire Tested: GAW-SA1B-750-U-5NQ

Issue Date: 3/3/2020

**Test Information**

Test Method: LM-79-2019  
Report Number: P385735  
TEST IS SCALED FROM IESNA LM-79-08 TEST DATA (G2-1903-205-5)  
Test Lab: INNOVATION CENTER  
Issue Date: 3/3/2020  
Manufacturer: COOPER LIGHTING SOLUTIONS  
Product Line: STREETWORKS  
Catalog Number: GAW-SA1B-750-U-5NQ  
Description: GALLEON WALL LUMINAIRE  
(1) 70 CRI, 5000K, 800mA LIGHTSQUARE WITH 16 LEDS AND TYPE V NARROW OPTICS  
Light Source: -  
Ballast/Driver: ELECTRONIC DRIVER

**Summary**

Lumens per Lamp: N/A  
Luminaire Lumens: 6295 lumens  
Efficiency: N/A  
Efficacy: 143.1 lumens/watt  
Luminous Opening: Rectangular (W 0.5' x L: 0.5' x H: 0')  
IES Classification: Type V - Short  
BUG Rating: B2 - U0 - G1

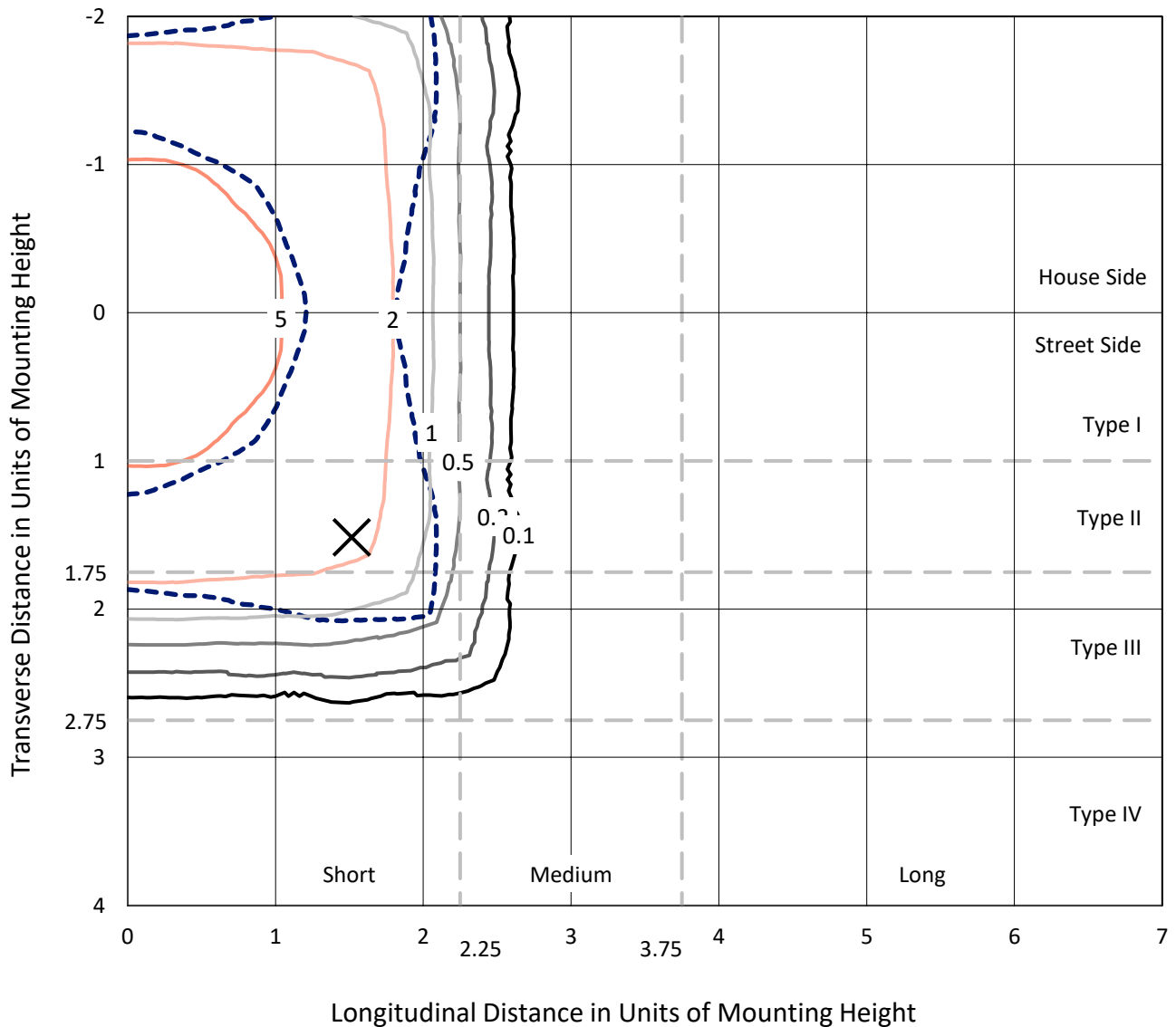
Input Watts (W): 44  
Input Voltage (V): NR  
Input Current (Ain): NR  
Voltage Rise (V): NR  
Power Factor: NR  
Total Harmonic Distortion (THDi): NR  
Frequency (hertz): 60  
Stabilization Time: NR  
Operation Time: NR  
Ambient Temperature (°C): NR  
Test Distance: 28.75 FT



REPORT NUMBER: P385735  
 CATALOG NUMBER: GAW-SA1B-750-U-5NQ

### Iso-Footcandle Lines of Horizontal Illumination

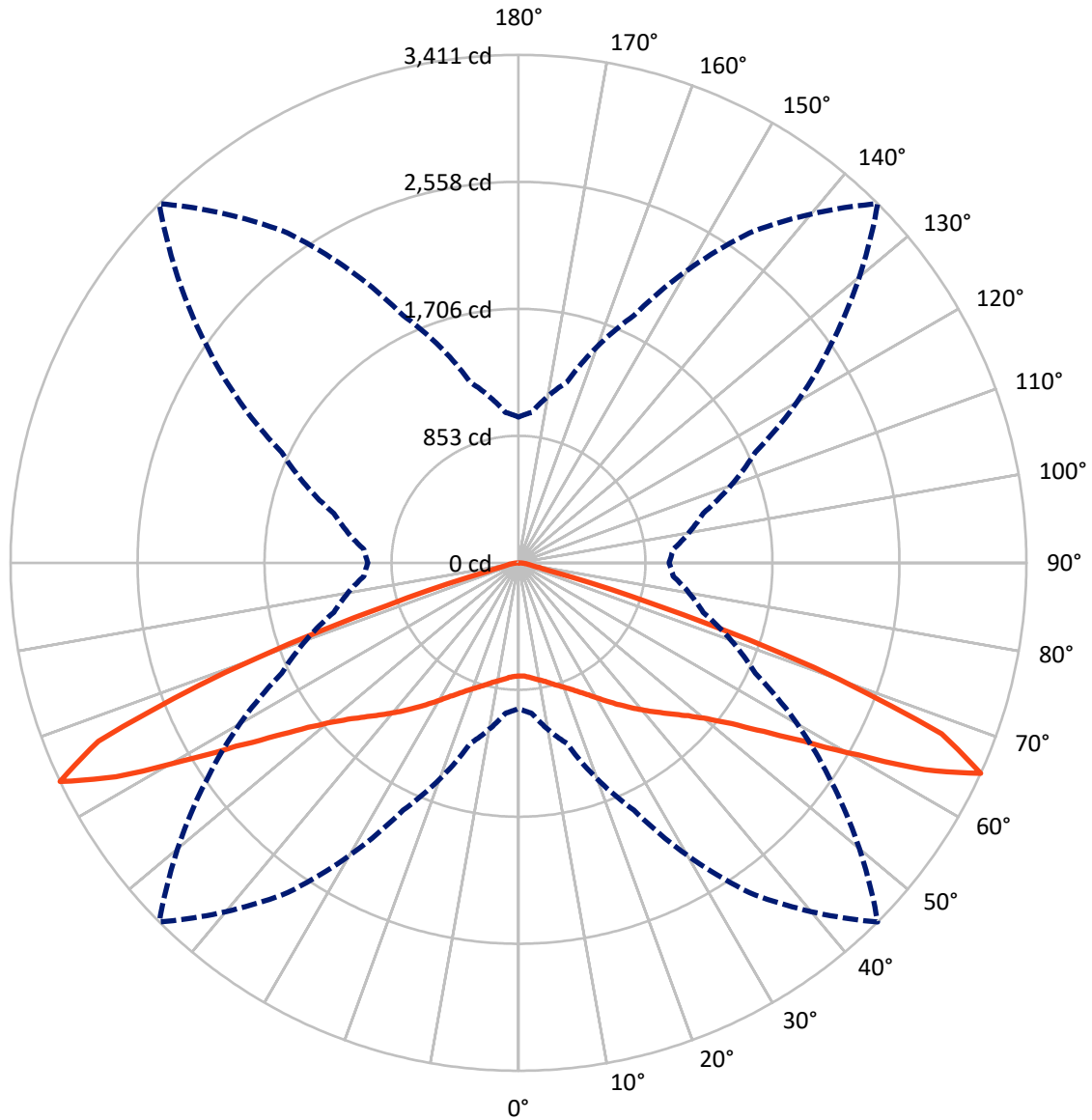
× Max cd  
 - - - 1/2 Max cd



Based on 10 foot mounting height. Maximum calculated value = 7.7 fc  
 Type V - Short - N/A

REPORT NUMBER: P385735  
CATALOG NUMBER: GAW-SA1B-750-U-5NQ

### Luminous Intensity Polar Plot



— Vertical Plane Through 45-Deg Lateral      - - - Horizontal Cone Through 65-Deg Vertical

REPORT NUMBER: P385735  
 CATALOG NUMBER: GAW-SA1B-750-U-5NQ

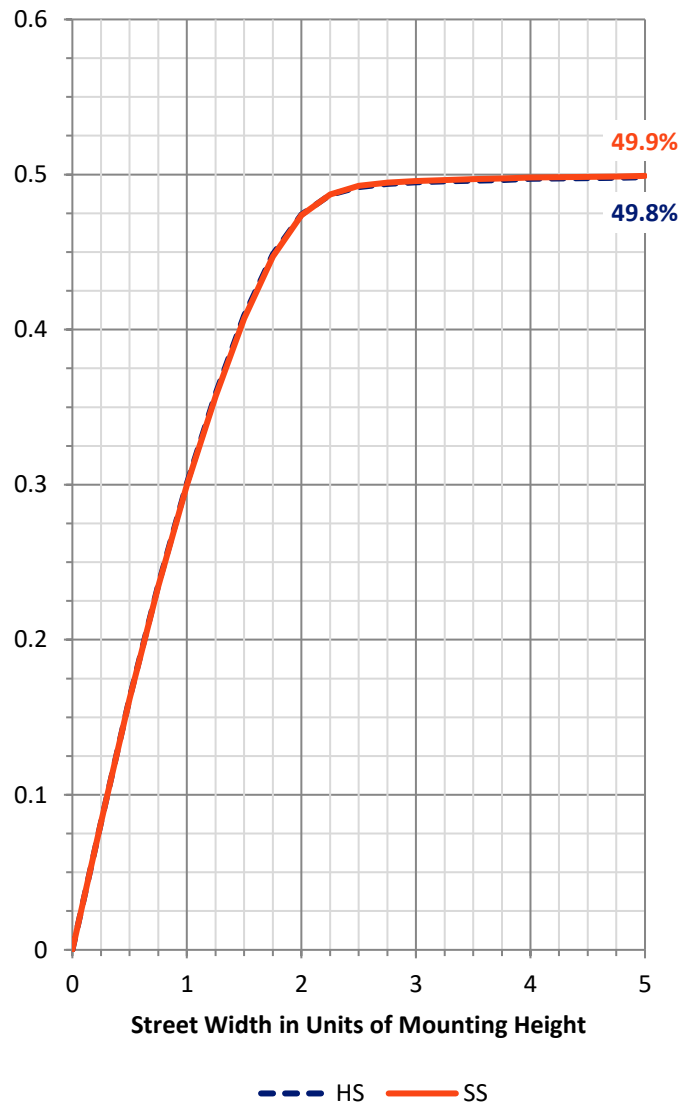
**FLUX DISTRIBUTION:**

		Downward	Upward	Total
<b>House Side</b>	Lumens	3147.5	0.0	3147.5
	% Fixture	50.0	0.0	50.0
<b>Street Side</b>	Lumens	3147.5	0.0	3147.5
	% Fixture	50.0	0.0	50.0
<b>Total</b>	Lumens	6295.0	0.0	6295.0
	% Fixture	100.0	0.0	100.0

**ZONAL LUMENS:**

Zone	Lumens	% Fixture
0°-10°	74.6	1.2
10°-20°	239.7	3.8
20°-30°	449.8	7.1
30°-40°	743.9	11.8
40°-50°	1152.2	18.3
50°-60°	1767.1	28.1
60°-70°	1648.9	26.2
70°-80°	191.9	3.0
80°-90°	27.0	0.4
90°-100°	0.0	0.0
100°-110°	0.0	0.0
110°-120°	0.0	0.0
120°-130°	0.0	0.0
130°-140°	0.0	0.0
140°-150°	0.0	0.0
150°-160°	0.0	0.0
160°-170°	0.0	0.0
170°-180°	0.0	0.0
0°-90°	6295.0	100.0
0°-180°	6295.0	100.0

**Coefficient of Utilization**



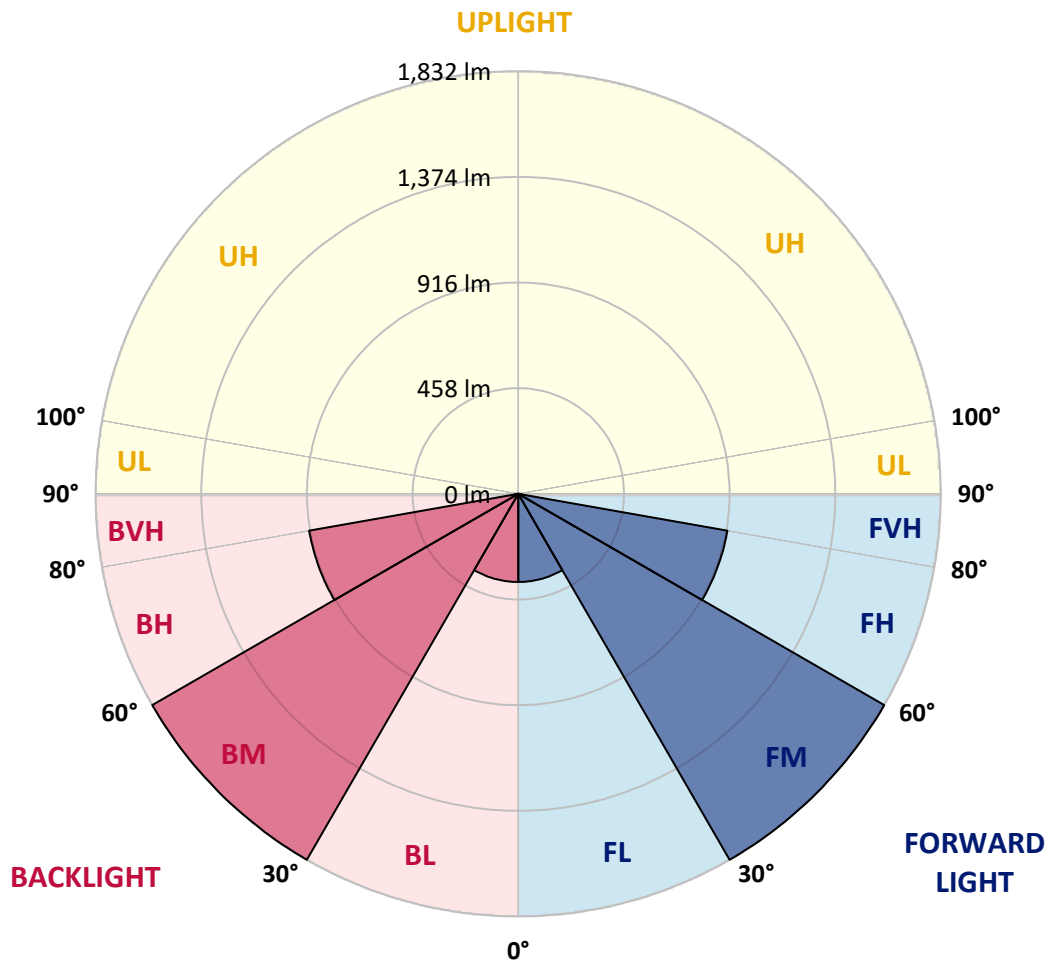
REPORT NUMBER: P385735  
 CATALOG NUMBER: GAW-SA1B-750-U-5NQ

**LUMINAIRE CLASSIFICATION SYSTEM LUMEN TABLE AND BUG RATING:**

Zone	Lumens	% Fixture	Zone Rating/Lumen Limit		
			B	U	G
FL (0°-30°)	382.1	6.1			
FM (30°-60°)	1831.6	29.1			
FH (60°-80°)	920.4	14.6			G1/1800
FVH (80°-90°)	13.5	0.2			G1/100
BL (0°-30°)	382.1	6.1	B1/500		
BM (30°-60°)	1831.6	29.1	B2/2500		
BH (60°-80°)	920.4	14.6	B2/1000		G1/1800
BVH (80°-90°)	13.5	0.2			G1/100
UL (90°-100°)	0.0	0.0		U0/0	
UH (100°-180°)	0.0	0.0		U0/0	

**BUG Rating: B2-U0-G1**

Type V Short





REPORT NUMBER: P385735  
 CATALOG NUMBER: GAW-SA1B-750-U-5NQ

**CANDELA DISTRIBUTION (FULL):**

	0°	5°	15°	25°	35°	45°	55°	65°	75°	85°	90°
0°	760.2	760.2	760.2	760.2	760.2	760.2	760.2	760.2	760.2	760.2	760.2
2.5°	762.7	762.3	762.7	762.9	761.7	762.3	762.1	763.1	763.5	763.1	763.1
5°	771.5	770.9	771.7	772.7	771.1	771.5	770.9	772.1	772.5	771.7	772.3
7.5°	783.6	783.8	784.6	786.5	785.5	786.3	785.1	785.3	785.1	783.8	784.0
10°	796.8	797.0	798.4	800.9	801.4	801.4	800.5	799.9	799.1	798.2	798.4
12.5°	812.7	813.7	814.7	817.9	817.9	819.5	819.1	817.5	816.0	814.7	814.7
15°	834.2	834.0	835.2	838.4	839.8	842.5	842.5	840.2	838.4	837.1	836.7
17.5°	856.7	857.4	858.2	862.0	864.3	867.4	867.8	865.9	864.7	863.0	862.0
20°	883.1	884.1	887.5	888.9	891.0	893.9	895.0	894.6	893.3	892.5	892.7
22.5°	913.8	916.5	918.6	920.7	923.2	925.3	926.3	927.8	926.5	925.9	925.5
25°	951.0	952.9	957.0	960.8	962.5	963.1	964.4	966.4	966.2	964.8	964.8
27.5°	993.2	996.7	1002.0	1007.4	1007.4	1005.3	1009.5	1013.0	1011.8	1009.9	1007.4
30°	1044.4	1047.7	1053.8	1061.3	1057.6	1056.1	1061.7	1068.2	1066.3	1063.2	1062.8
32.5°	1099.6	1102.7	1110.6	1118.8	1114.0	1111.9	1117.9	1127.3	1124.0	1117.7	1114.0
35°	1159.3	1162.5	1173.7	1183.6	1175.4	1171.9	1176.9	1187.1	1181.3	1169.6	1166.6
37.5°	1224.3	1226.0	1240.6	1250.6	1245.0	1235.6	1241.9	1249.4	1244.4	1230.2	1224.5
40°	1291.8	1297.9	1314.8	1326.5	1316.7	1301.8	1312.3	1322.7	1315.2	1297.0	1287.4
42.5°	1370.6	1375.2	1397.7	1408.2	1392.3	1371.4	1385.6	1399.8	1392.3	1374.8	1366.4
45°	1452.5	1459.6	1486.6	1497.0	1474.0	1447.5	1464.8	1489.7	1489.1	1463.8	1455.0
47.5°	1541.7	1548.8	1581.0	1594.8	1569.9	1534.4	1558.9	1594.0	1591.4	1563.7	1556.6
50°	1644.7	1652.3	1692.4	1709.7	1686.5	1645.2	1681.9	1712.9	1708.3	1674.0	1674.6
52.5°	1774.1	1773.7	1823.6	1853.7	1829.9	1793.3	1827.2	1857.2	1838.2	1790.8	1789.3
55°	1887.3	1894.2	1956.1	2013.1	2011.7	1997.7	2011.3	2012.5	1958.2	1895.1	1887.3
57.5°	1961.7	1974.9	2062.0	2165.3	2242.6	2261.2	2234.8	2155.0	2027.8	1926.8	1914.5
60°	1916.0	1936.0	2072.9	2283.3	2511.1	2620.4	2471.8	2224.2	1973.6	1833.0	1816.3
62.5°	1607.1	1641.0	1841.4	2226.3	2742.2	3061.7	2643.6	2113.2	1758.4	1564.7	1536.1
65°	978.8	1014.5	1256.1	1832.4	2704.8	3411.1	2565.2	1754.0	1283.4	1042.5	1011.6
67.5°	326.2	336.6	478.9	1012.8	2125.8	3064.8	2129.3	1050.0	558.6	370.3	359.4
70°	127.7	128.7	151.9	293.6	1003.8	2105.1	1107.7	298.8	158.8	125.6	128.3
72.5°	93.8	94.2	100.7	122.7	261.6	927.4	271.0	123.3	98.0	88.0	88.0
75°	75.4	75.4	80.0	89.4	117.2	212.7	118.9	88.4	76.7	70.2	69.4
77.5°	59.6	60.8	64.4	70.4	79.4	102.4	82.3	70.0	61.9	55.8	54.5
80°	44.3	45.6	51.4	54.3	57.0	71.0	60.8	54.7	48.9	41.8	40.5
82.5°	29.0	30.3	37.6	39.3	38.7	46.4	41.0	40.3	35.9	27.0	25.7
85°	19.0	19.4	25.1	26.1	24.0	21.1	26.1	27.6	25.1	17.6	16.9
87.5°	9.0	9.0	12.7	11.9	10.9	8.8	11.9	14.0	14.2	8.6	8.4
90°	0.0	0.0	0.0	0.0	0.0	0.0	0.0	0.0	0.0	0.0	0.0

(END OF REPORT)